


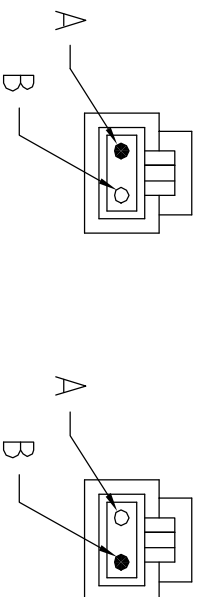
Table - A Length Tolerance

Length	Min	Max
Less than 3' (91mm)	-0	+3.5" (90mm)
From 3' (91mm) to 49' (1499mm)	-0	+5" (130mm)
50' (1525m) or Longer	-0	+1% of Length



2 MTRJ-MTRJ PATCHCORD
1 NOT TO SCALE
POLYMER FERRULES

2 MTRJ-MTRJ POLARITY DIAGRAM
2 STANDARD A - B CONFIGURATION

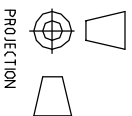


A ACTUAL ASSEMBLY DETAILS MAY DIFFER SLIGHTLY FROM THE DRAWING REPRESENTATION.

B EXACT FIBER MARKING AND MARKING ORIENTATION IS SHOWN FOR REFERENCE ONLY AND IS UNSPECIFIED. HOWEVER, FIBER CORE AND UL RATING WILL ALWAYS BE LISTED

C BARCODE LABEL IS PRINTED WITH FCA SERIAL NUMBER IN I-2045 FORMAT, AND INCLUDES HUMAN READABLE TEXT.

D STRAIN RELIEF BOOTS WHICH ARE NOT OVERMOLDED WILL BE ADHERED TO CONNECTOR CRIMP AND FIBER JACKET AND ARE NOT INTENDED TO BE REMOVABLE.



LT	REV	DESCRIPTION	DATE	BY	CHK	APP	SCALE	REV
3	B2281	SP ORANGE DUPLEX, PVC RIBBON 62.5/125um						
2								
1	V3H3	MTRJ FEMALE POLYMER CONNECTOR						

#	PART NUMBER	QTY	DESCRIPTION	DIMENSIONS IN	MATERIAL	HEAT TREAT	FINISH	ORD.
1								

DO NOT SCALE PRINT	TOLERANCES UNLESS OTHERWISE SPECIFIED:	1 P/LC DEC ± N/A	2 P/LC DEC ± N/A	3 P/LC DEC ± N/A	4 P/LC DEC ± N/A	ANGLES ±	SHAPE TOLERANCE	N/A

NAME	DATE	APP	REL	SALES RELEASE SPEC
MTRJ-F / MTRJ-F DUPLEX 62.5/125um PATCHCORD	11/12			

PART NO	REV	SHEET	Z OF	REV
				A